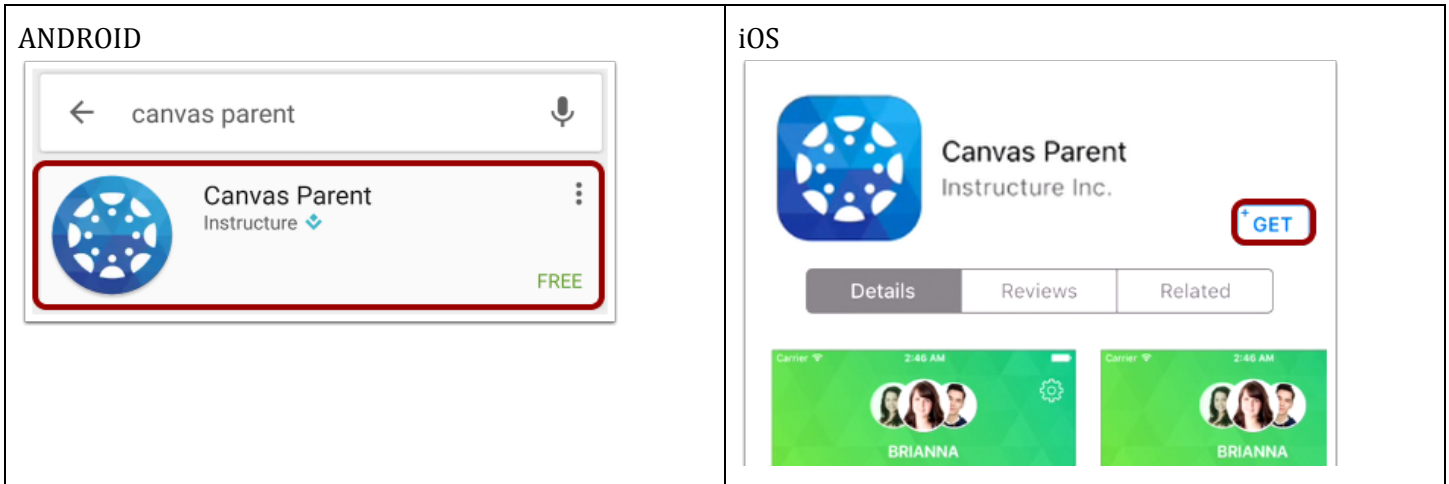


# How To: Getting a Canvas Parent Account

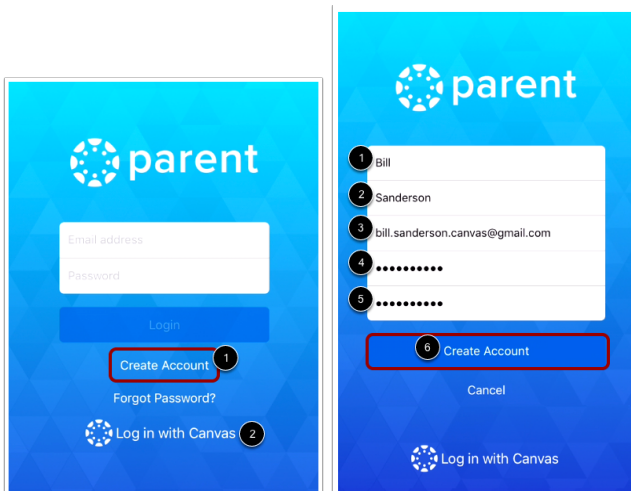
1. Download the Parent App from your iOS or Android mobile app store by searching the phrase “Canvas Parent”.



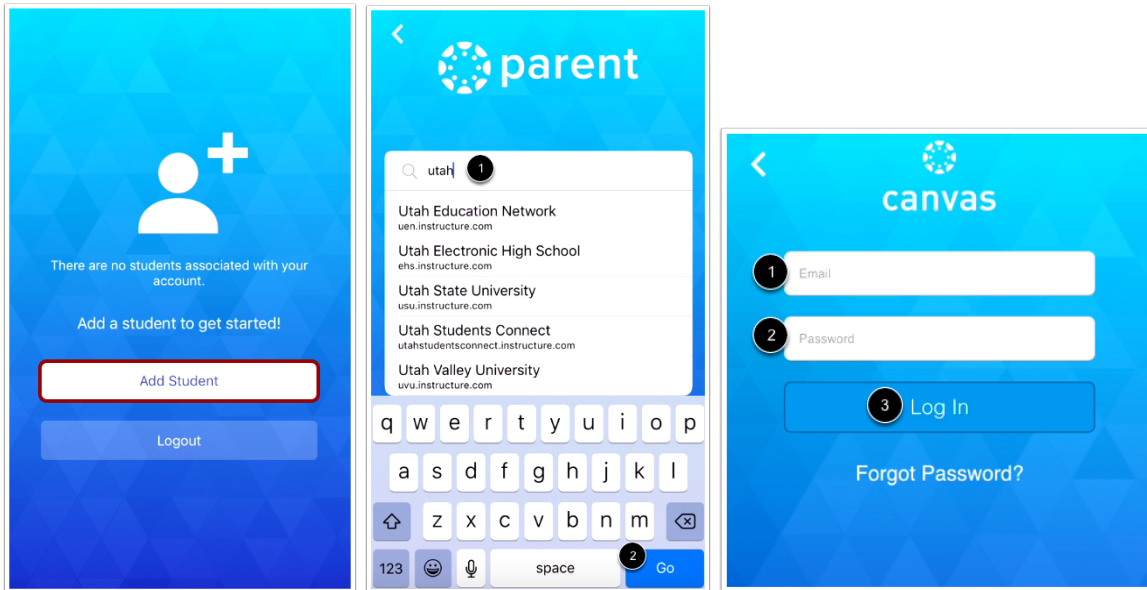
2. Once you download the Parent App from the App store, you can create an account in the Canvas Parent app. As part of creating an account, you can associate a student with your account. **IMPORTANT: You must know the student's Canvas URL, user login, and password. Please ask your child for this information.**

**NHSD Canvas URL:** [nhsd.instructure.com](https://nhsd.instructure.com) or search New Hope Solebury  
**Student Login:** Student's NHSD Google email ends in “nhsdliions.org”  
**Student Password:** Please ask your child.

3. Open the Canvas Parent app on your phone. Tap the Create Account link [1].



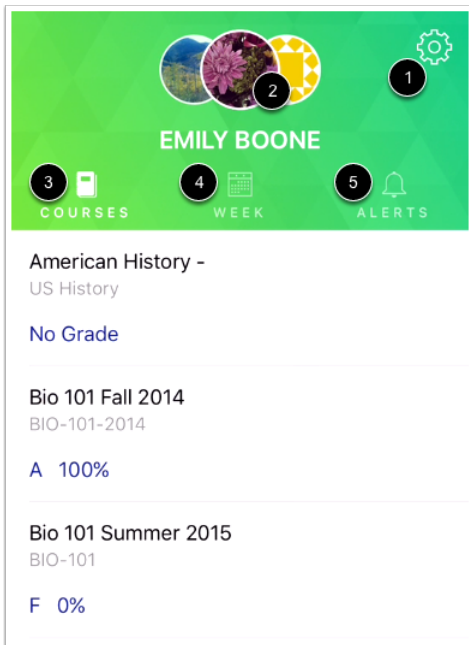
4. Enter your first name [1], last name [2], and email address [3]. Enter a password [4] and confirm the password [5]. Tap the Create Account button [6]
5. Tap the Add Student button
6. Enter the name of your student's institution “nhsd.instructure.com” [1]. Tap the Go button [2].
7. Enter your student's email [1] and password [2]. Tap the Log In button [3]



## How To: Using Your Canvas Parent Account

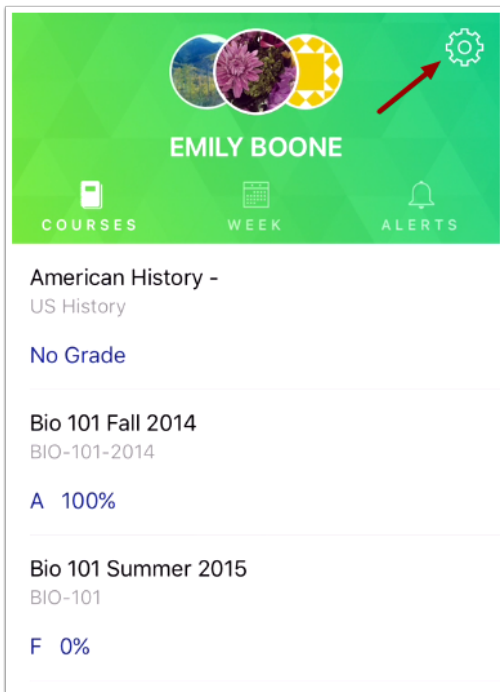
The Canvas Parent app lets you view a student's course events, upcoming assignments, and grades. You can also add and view multiple students in your account.

### View Dashboard



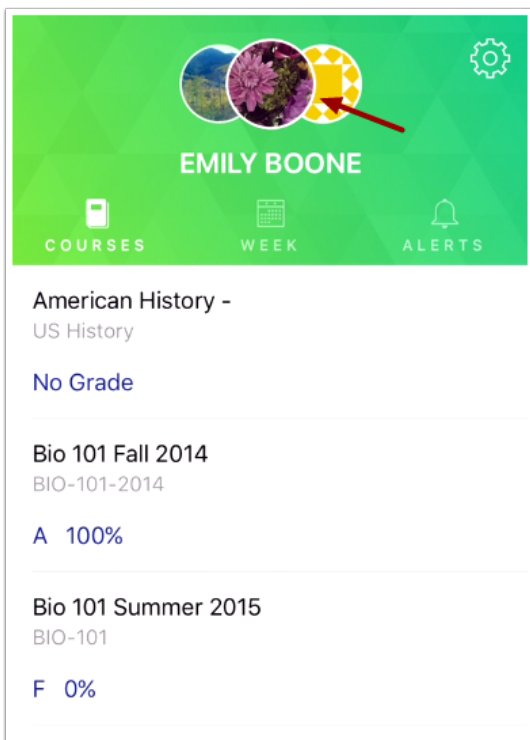
In the Canvas Parent app, you can view app settings [1], select a student [2], and view the student's courses [3], the student's weekly calendar [4], and alerts about the student's course participation [5].

## View Settings



From the Settings page, you can view the students you are following, add alerts, add students, access help, and logout. Learn how to [manage settings](#).

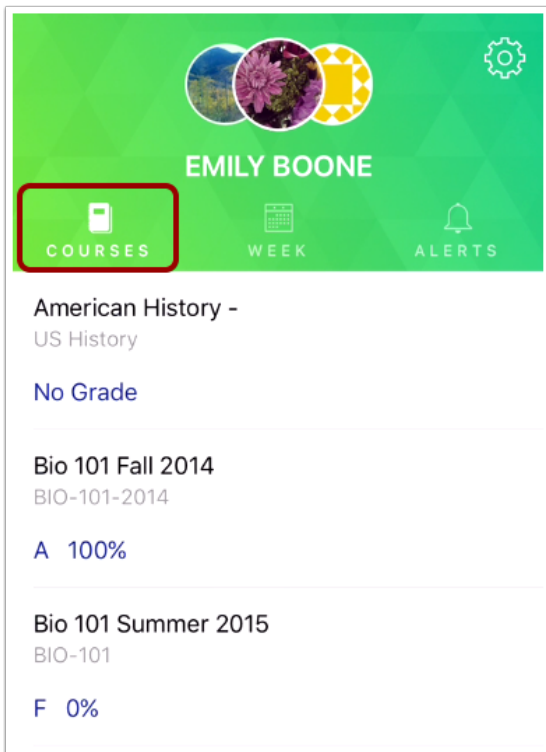
## View Student



Your added student's name and profile picture display on the Dashboard. If you have multiple students associated with your account, you can view another student by tapping the student's picture or swiping the app.

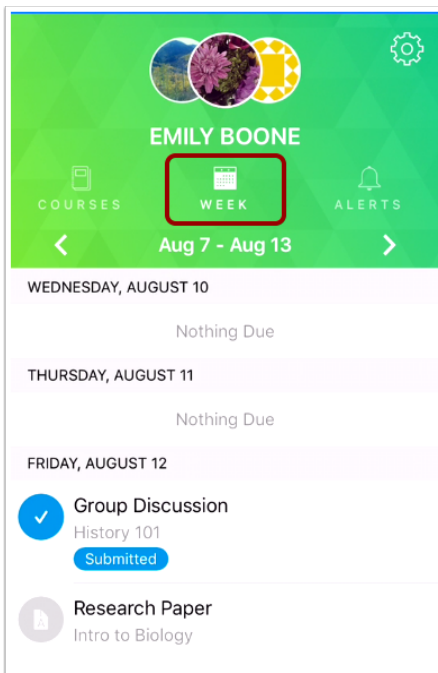
Note: Student profile pictures only display if the student's institution allows students to upload profile pictures.

## View Courses



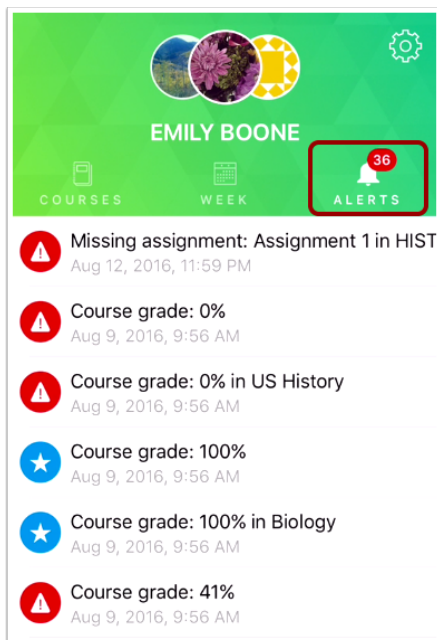
The Dashboard defaults to the Courses page and displays the list of courses for the student you are viewing.

## View Week



The Week page displays a calendar of assignments and events for a given week. Learn how to [view the calendar](#).

## View Alerts



**\*\*For more help with your Parent Account, please visit: [tinyurl.com/nhsdcanvasparent](http://tinyurl.com/nhsdcanvasparent)**